



# S/Y Ruffles Spray

Explore | Discover | Live Aboard

**Bruce Roberts Spray 38 Classic SSR Number 97659**

## FULL SPECIFICATION

### GENERAL DIMENSIONS\*

LOA: 44'.00" - 13.40 m

LWL: 33'-0" - 10.06 m

BEAM: 14'- 3" 4.30 m

DRAFT: 5' 4" 1.60 m

DISPLACEMENT: 39,683LBS - 18 METRIC TONS

WATER CAPACITY: 132 GALLONS - 600 LITERS

FUEL CAPACITY: 154 GALLONS - 700 LITERS

HOLDING TANK CAPACITY: 45 GALLONS (200 LITERS) GRAY

WATER CAPACITY: 45 GALLONS (200 LITERS)

### BASIC STRUCTURE

#### HULL

Keel – 12mm Steel

Keel sides and Bottom Plating – 6mm steel.

Topsides and transom – 5mm steel

#### Deck and Superstructure

Deck, Superstructure including doghouse – 4mm steel.

#### Keel Type

Long Keel

**BALLAST:** Internal weight 4960 lbs (2225 kg) - epoxied in place and capped (welded)

#### HULL COLOR

Deck – Colour Sand International Deck paint #009

Walkways – Colour White International Deck paint #001

Topsides – Hempel Polygloss Two Pack Colour Off White #10381

#### BOTTOM PAINT

Gael Force Antifouling – Red, BM030010



# S/Y Ruffles Spray

Explore | Discover | Live Aboard

## Masts, Sails and Rigging

**Rig:** - Schooner Junk

**Foresail** - 300 Square Feet

**Mainsail** - 450 Square

**Mainmast** – Unstayed Douglas Fir, by Noble Masts, Bristol

**Foremast** - Unstayed Douglas Fir, by Noble Masts, Bristol

**Sails** – Foresail and mainsail made by Chris Scanes, Sails and Canvas Ltd of Topsham

**Running Rigging** – All running rigging and blocks new 2020

**Halyards** – main mast halyard and blocks 4:1 purchase

foremast halyard and blocks 3:1 purchase

**Winch** – one double speed winch, not needed to make or reef sail however, available if required

## MACHINERY DETAILS

**ENGINE-** 2000 Model Ford FSD,

Power Maximum HP61, RPM Maximum 3000, Torque Maximum Nm 170, Cubic capacity 2.5 liters, Bore 93.7 mm, Stroke 90.5 mm, Aspiration Natural.

Fuel Consumption at 2000rpm six liters(6) per hour, cruising speed under engine 6 knots, hull speed eight (8) knots.





# S/Y Ruffles Spray

Explore | Discover | Live Aboard

Transmission: PRM 150 - Full hydraulic operation, lightweight, compact & rugged. The hydraulic operating system functions on normal multigrade engine oil, avoiding the need to use automatic transmission fluid, and ensures rapid response to movements of the operating lever for good boat handling.



## Engine Instrument Panel: Vetus deluxe

With instrumentation for oil pressure, water temperature, revolutions, hour meter, with alarms

Vetus engine control levers model

Morse control cables Vetus

## PROPELLER SHAFT: 1 3/4" (44.45 mm) diameter stainless steel

Standard S.A.E. double taper

Cutlass bearing x 2

## PROPELLER: 3-bladed bronze, 23" diameter

## STERN TUBE: Steel

## Shaft Seal: [Manecraft Type EM Deep Sea Seal.](#)

Self Adjusting - These seals automatically compensate for face wear, and unlike gland packing, do not require any adjustment. No Shaft Wear - The Manecraft seal rotates with the propeller shaft, and therefore cannot cause wear of the shaft surface. Maintenance Free - Once fitted, the seal does not require any maintenance. Emergency Safety Seal - Should for any reason the seal fail it can be quickly resolved by tightening the emergency clamp





# S/Y Ruffles Spray

Explore | Discover | Live Aboard

## WET EXHAUST

**ENGINE COOLING SYSTEM:** Filled with suitable mixture of coolant/antifreeze to insure coolant does not freeze for winter

## Bow Thruster - Maxpower 80CT SIDE BOW THRUSTER

[Max Power 80CT Series](#)



## STEERING SYSTEM

**HYDRAFLEX HD 63** Hydraulic Steering consisting of the following components:

Hydra pump - HD63

I-B378 Cylinder

Double non return valve

**HYDRAULIC LINES:** 8.00mm ID diameter hose

**STEERING WHEEL:** 18" (45.72 cm) x 1

**EMERGENCY TILLER:** Attached to top of rudder in aft cabin

**RUDDERS:** One Steel

Rudder stock: 2" (51 mm) Stainless Steel



# S/Y Ruffles Spray

Explore | Discover | Live Aboard

## WATER TANKS:

Number and capacity: Two (2) TekTanks totaling 600 liters.  
Plastic HDPE construction  
Inspection hatches appropriately positioned for interior access with internal baffles.

## FUEL TANK:

Number and capacity: Three (3) tank totaling 700 liters  
Plastic HDPE Construction  
Inspection hatches appropriately positioned for interior access with internal baffles.

## CALORIFYER: CWM29-V3 - 29 litre Vertical Water Storage Capacity: - 29 litres (6.5 gallons)

Connections: - Heating Coil  $\frac{3}{4}$ ", Cold in & Hot out  $\frac{1}{2}$ "



[C-Warm Website](#)

## THRU HULLS: [Marelon Seacocks](#)

Reinforced Marelon is a formulation of glass reinforced dupont zytel. These Marelon valves are a complete unit consisting of a thru-hull fitting, valve body and hose tail barb. The thru-hull fitting uses a buttress style thread for exceptional strength and each valve is factory assembled and pressure tested.





# S/Y Ruffles Spray

Explore | Discover | Live Aboard

## FRESH WATER PUMP: [Jabsco Ultra Max Pre-Assembled Pressure System 12 volt](#)

14 liters per minute (3 gallons - minute) This fully assembled water pressure set includes a Jabsco Par-Max 3 pump, a pressure switch, a 1 litre pre-pressurised accumulator tank, an inlet strainer all set on a plastic mounting panel. It is an efficient, high flow, self-priming pump serving up to 4 outlets and has quick-connect electrical connections.



## Water Maker

Schenker Smart 30 Watermaker (**Desalinator**), 30 Litres per hour, Litres per day: 720, 30S12: 9 Amp at 12 volt / 110 Watt for 30 liters of water.





# S/Y Ruffles Spray

Explore | Discover | Live Aboard

## BILGE PUMPS:

Electric: [Rule 3700 GPH](#) Heavy-Duty Bilge Pump (X 2) in engine room and Deep Sea Seal bilge sections



Manual: [Whale Gusher 30](#) operable from main salon drains main bilge sump under main mast step



High water bilge pump: [Rule 4000 GPH](#) (15,141 liters) - mounted in main bilge under main mast step above normal bilge water height.





# S/Y Ruffles Spray

Explore | Discover | Live Aboard

## TOILET AND HOLDING TANK:

### Marine Toilette

[Blakes Lavac Taylors Popular Toilet](#)



**Jabsco Manual Toilet** Twist 'n' Lock – Stored under double bed in aft cabin as spare



### Holding Tank – TekTanks

Plastic 200 liters

[Whale Gulper Toilette Tank Pump](#)



Holding tank fitted with a deck pump out fitting





# S/Y Ruffles Spray

Explore | Discover | Live Aboard

[Whale Diverter Valves](#) - for tank or overboard discharge



**GRAY WATER TANK:** 200 liters

Head sink and shower drains to sump, sump can either be diverted to 200 liter gray tank or direct overboard. Galley Sink drains into dedicated 35 liter grey water tank which can be pumped either overboard or into main holding tank. The galley sink also drains direct overboard via diverter valve as well. The gray tank uses the Whale Gulper Toilette Pump to empty the grey water tank via a Whale diverter.

## ELECTRICAL SYSTEM

**ELECTRICAL PANEL** set consisting of the following:

**Axon 12volt Distribution panel**





# S/Y Ruffles Spray

Explore | Discover | Live Aboard


## Axon 230 Volt Panel



## Power Selector Switch



## Blue Sky Solar Boost Remote Display Panel





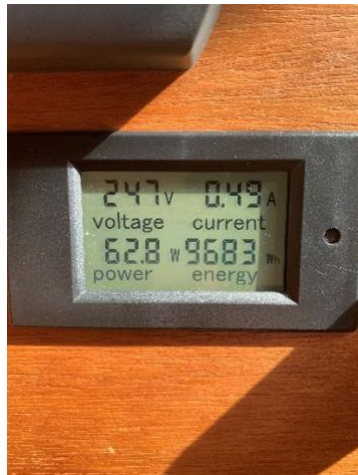
# S/Y Ruffles Spray

Explore | Discover | Live Aboard

**PEP DC Meter**



**AC Volts and Current Meter**



**Victron Energy Phoenix Multi Remote Control Panel**





# S/Y Ruffles Spray

Explore | Discover | Live Aboard

## Vetus Battery Watch



## Charger Inverter Combi

Victron Multiplus 230V -2500 Watt - 120 Amp - 12 v Combi Inverter/Charger





# S/Y Ruffles Spray

Explore | Discover | Live Aboard

## **Isolation Transformer – 3600, 230 Volt**


The Victron isolation transformer is essential for preventing electrolytic corrosion and to guarantee a safe electrical system on board boats. It eliminates electrical continuity between AC shore power and the boat and eliminates the need for galvanic isolators and polarity alarms.

When using shore power, if the ground wire from the shore supply is connected to a metal part of the boat, galvanic corrosion will occur. This can attack important areas such as the propeller and shaft, as well as quickly dissolving anodes that are there to protect them.



## **Charging System**

[Phaesun Monocrystalline 90 Wh Solar Modules x 4](#)





# S/Y Ruffles Spray

Explore | Discover | Live Aboard

## [Blue Sky Blue Sky Energy Solar Boost 50](#)



Patented MPPT technology increases charge current up to 30% or more! \*50A/24V or 30A/48V ratings support large solar module arrays. Three stage PWM charge control optimizes charge parameters to battery size & type

## [Alternator Charging](#) - Balmar Alternator, 60 Series, 120A, 12V, Saddle Mount (Dual Foot), 3.15in



## **BATTERY AND DC SYSTEM 12V**

House Batteries: Four (4) 225 AH [Trojan T105 Batteries](#) for house applications (450 amps)





# S/Y Ruffles Spray

Explore | Discover | Live Aboard

Battery select switch (OFF, 1, 2, ALL)



**Starter Battery:** .110 AH Dedicated Starter battery for engine starting.

**Bow Thruster Battery**

[OPTIMA RED TOP BATTERY](#) – Dedicated Bow Thruster battery



## Interior

**GALLEY**

Refrigerator - [Vitrifrigo Refrigerator Seaclassic c115i Black](#)





# S/Y Ruffles Spray

Explore | Discover | Live Aboard

## [THETFORD SPINFLO CAPRICE MK3 COOKER](#)

The Thetford Spinflo Caprice offers a generous size oven and four burners, then when not in use the glass lid maximises your usable interior space. builds



## [Toshiba 800w 20L Microwave Oven](#)







# S/Y Ruffles Spray

Explore | Discover | Live Aboard

## MAIN SALON

Floors: Carpeted throughout  
Two with Troyes Leather Look High-Back 360 Swivel Chair on port side  
Starboard side has settee that converts into occasional single bunk  
Dedicated chart table with seat  
Lockers forward to port and starboard

## AFT MASTER CABIN

Floors: Carpet throughout  
Double bed with full size [Doze Luca Lite Mattress](#) (4'6" by 6'3")  
Headboard  
Double full height hanging wardrobe  
Port side fitted with lockers

## HEAD

Lavac Toilette to port  
Full size house washbasin with underneath storage  
Shower under liftable shower boards with curtain surround  
Storage locker  
Access to chain locker

## FOREPEAK LOCKER

Storage locker  
Foremast

## Under Coaming Cabin

[Candy AQUA100F/1-80 Aquamatic Compact](#) 3.5kg Load  
1000rpm Freestanding Washing Machine White



Workshop counter above washing machine  
To starboard single berth  
Access to engine room



# S/Y Ruffles Spray

Explore | Discover | Live Aboard

## Cockpit/Doghouse

Helm position in center forward location on bulkhead  
Instrument Panel incorporating  
Engine panel  
Windspeed and Direction  
Second GPS Repeater  
Anchor Winch remote  
Bow Thruster Panel  
Depth Sounder  
Rev Counter with Hour Meter  
Engine temperature  
Autopilot Remote panel  
Manual winch for sail hoisting dual speed  
All sail running rigging controlled from cockpit  
Waterproof Speakers

## Heating

[Taylor's D79 Drip Feed Diesel Heater](#)



## ENTERTAINMENT SYSTEM

[Douk Audio G5 HiFi Bluetooth 5.0 Digital Power Amplifier Receiver](#)





# S/Y Ruffles Spray

Explore | Discover | Live Aboard

LED TV in saloon and aft cabin



## NAVIGATIONAL EQUIPMENT:

### [7" B & G Vulcan 7R Chartplotter](#)



The Vulcan can be connected to a tablet computer (such as iPad) and used as a remote control/larger screen.

### **Gamemax Computer with Windows 10 installed**

OpenCPN Charting Software

Connected to NMEA 2000 system to overlay:

GPS Data

AIS Data

Weather Data

In addition the computer is also able to take GPS data from second Garmin 128 GPS should the chartplotter fail

Hand held Garmin GPS 48 can also be connected if Plotter and Garmin 128 fail



# S/Y Ruffles Spray

Explore | Discover | Live Aboard

## Yeoman Plotter Pro

A further navigation backup is available through the Yeoman Plotter

Connected to the Garmin 128 GPS

Charts are clipped to the Yeoman Plotter and navigation can be carried on

If all fails navigation can be carried out with traditional navigation methodology

Hand held compass and plotting tools are all available



## Autopilot C-Tronix AP9000

Including KVH Azimuth 1000 Fluxgate Compass

Course Computer

Controller

Rudder referencing unit

PR20 Reversing Hydraulic Pump Drive Unit

## Marine Radio VHF - [Lowrance Link-8 Fixed Mount DSC VHF Radio with AIS Receiver -](#)



## EXTERIOR, DECK HARDWARE AND EQUIPMENT

**HORIZONTAL SURFACES** on deck are painted with Interdeck Anti slip Deck paint.

**Cockpit sole** has Interdeck Anti Slip Paint



# S/Y Ruffles Spray

Explore | Discover | Live Aboard

## Cleats for mooring lines:

Transom sides: stainless steel cleats x 2

Amidships: stainless steel

Bow: stainless steel Cleats x 2

Further 2 cleats affixed forward of the mast on bowsprit

**BOW ROLLER:** Galvanised steel double bow roller designed to accommodate two anchors

**Rocna Anchor Galvanized 33kg – Main anchor**  
**25lb CQR - Kedge**

**STAINLESS STEEL STANCHIONS/RAILINGS - 25mm diameter** - spanning the complete side decks, push and pulpit at a height of 800mm

**WINDLASS: Windlass:** Vetus Alexander III 1000 watt, 12vdc Windlass, chain gypsy for 10mm chain.



Chain: 50m 10mm chain

**DINGHY DAVIT:** Fabricated 50mm diameter stainless steel gantry incorporating dingy Davit with Blocks and tackle

**Dinghy – Gala 2.70 meters aluminum floor PVC Dinghy new April 2016**





# S/Y Ruffles Spray

Explore | Discover | Live Aboard

## Outboards

**Yamaha F8 CMHS**, 8hp four stroke outboard



**Mariner 2.5 hp** two stroke outboard



**SWIM LADDER** [mounted on bathing platform](#)

## Safety

**Fire Extinguishers:** ANAF Automatic Fire Extinguishers mounted in engine room

Two ABC Powder Extinguishers in Saloon

Fire blanket mounted near cooker

**Life raft:** Ocean Safety 4 person life raft stored on deck, serviced 2016